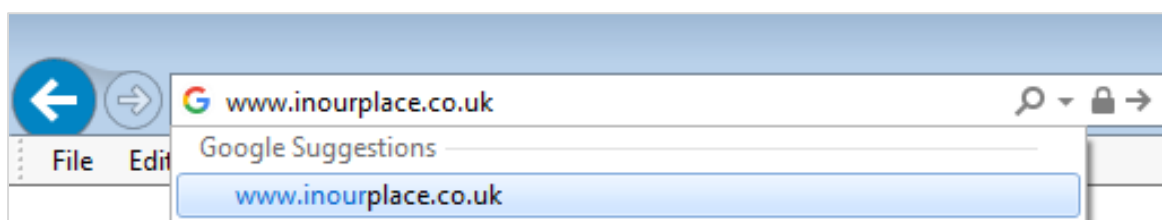
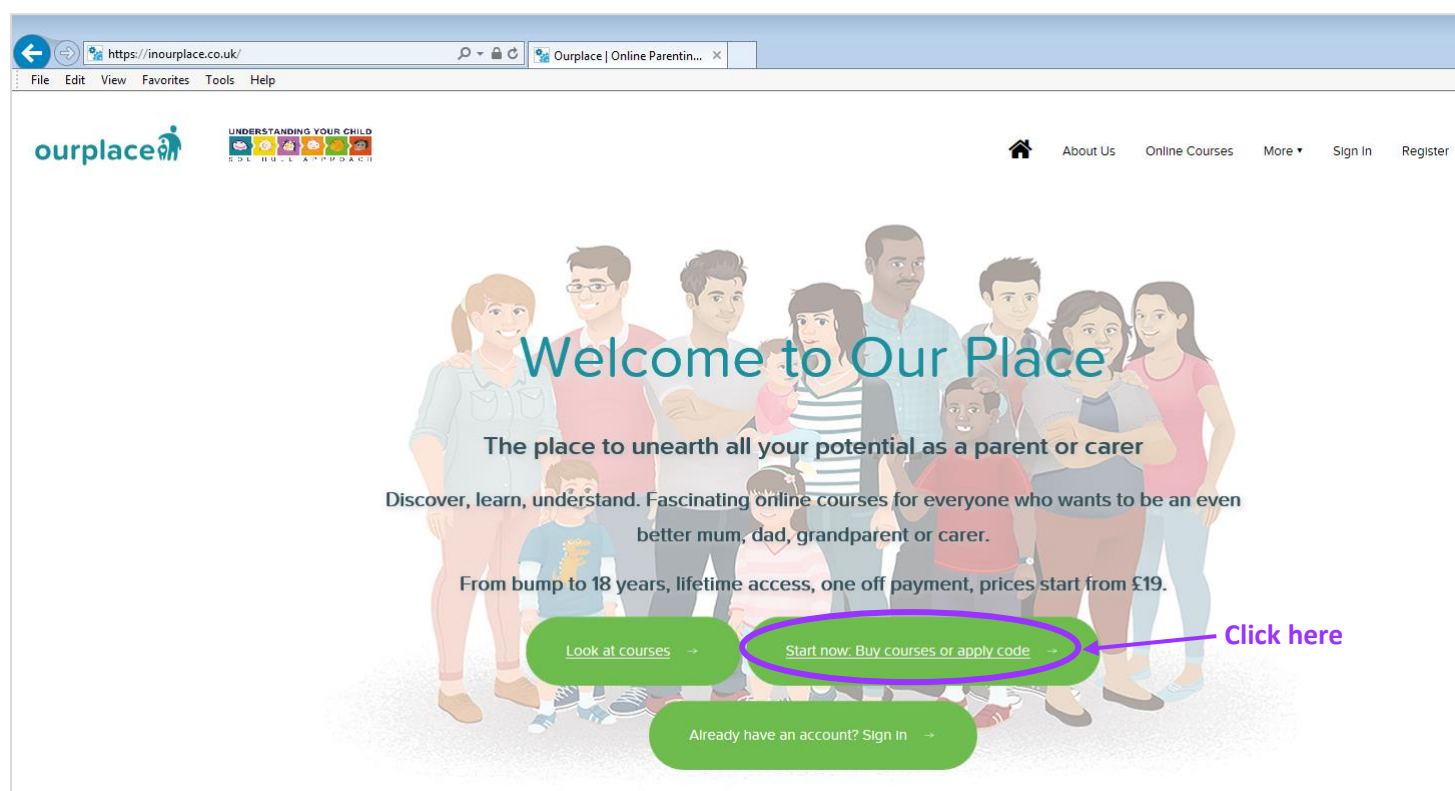


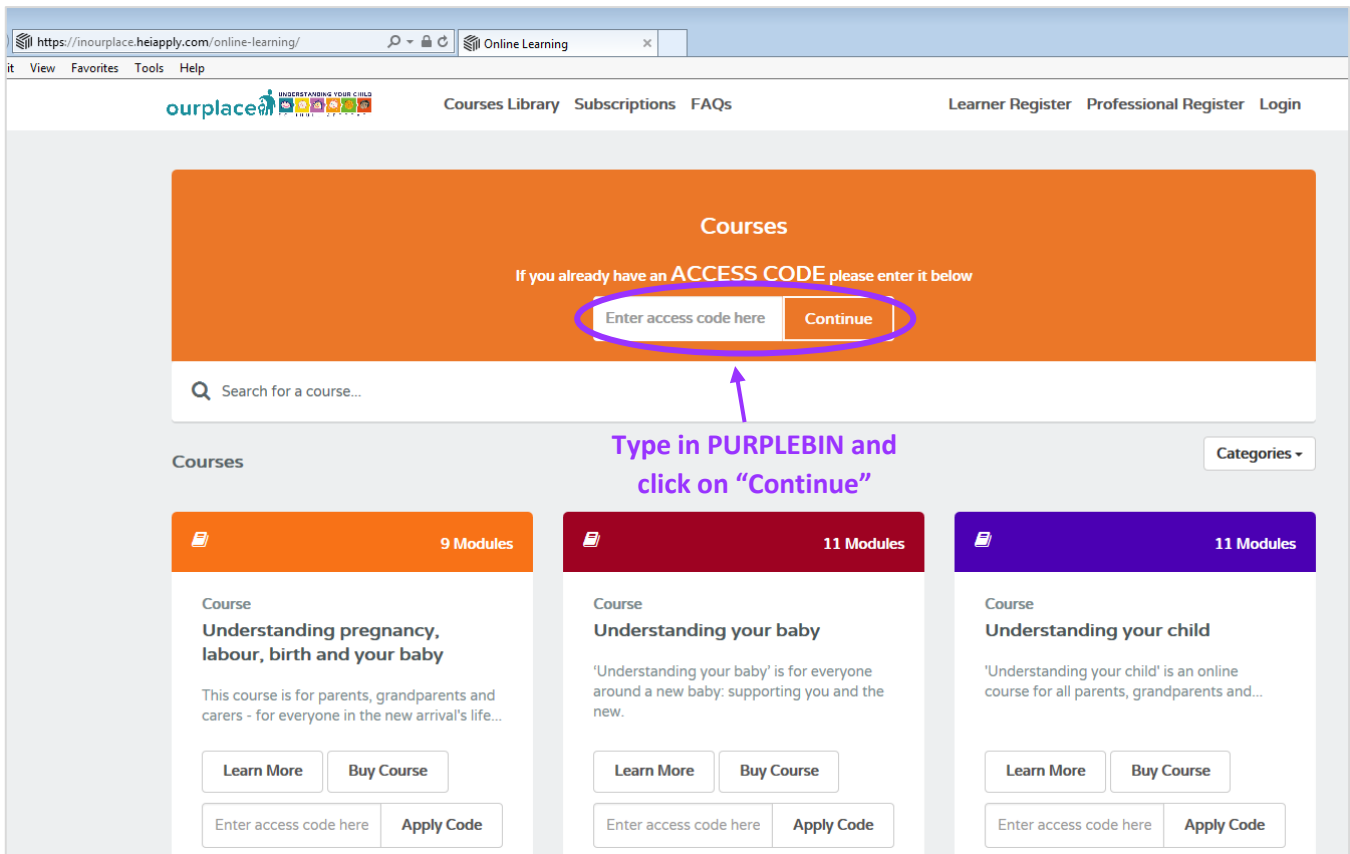
# How to create an account



1. Open a web browser and type the following web address into the search bar: [www.inourplace.co.uk](http://www.inourplace.co.uk). Click the Enter key (↵) on your keyboard.



2. This will now take you to the In Our Place homepage. From here, click on "Start now: Buy courses or apply code"



3. Type in the access code **PURPLEBIN** into the access code box and click on continue.
4. This will take you to a new page asking for your information. Please fill in your details, including your Liverpool postcode, and click on “Continue” in order to create an account. *Please note that all personal information will be anonymised.*

You are asked to make an account so that you can return to the site at your leisure, sign in and your account will remember that you have access to the course(s) and will resume from where you last left the course. By creating an account you will have lifetime access to the courses so you can complete them as your child grows.

5. Once you have created your account you can select a course and start working through the modules. *Please note that you do not need to go through the courses in order, you can start with whichever course is most appropriate to you and your family. You can also start multiple courses at the same time, the website will remember your progress on each of them.*

**More questions, or technical queries? Contact the Solihull Approach**

On 0121 296 4448 Mon-Fri 9am-5pm or email [solihull.approach-parenting@heartofengland.nhs.uk](mailto:solihull.approach-parenting@heartofengland.nhs.uk)